


Sheepishly Sharing™



SCRAPBUSTER

BY MARGARET OLANDER

MATERIALS

- **Worsted Weight Scraps**
- **4mm needles for preferred method of working in the round (adjust size for gauge)**
- **Tape measure or ruler**
- **Tapestry needle for weaving in ends.**
- **Scissors**

Knit Baby Hats Scrapbuster

Introduction:

Here's a fun "recipe" to knock out some of those wonderful scraps we always seem to have on hand. No fancy decreases to worry about. They're fast and fun! The hats pictured here are a 6 month size but adjust the number of cast on stitches and it works for any size!



Regarding Yarn Amounts:

These 6 month size hats used about 32 grams of the main color and 2-3 grams of the contrast color. I don't have weight approximations for other sizes yet but knowing this can give you a good place to start your own estimations.

Margaret's Worsted Weight Cast-On Guide for Basic Hats


Size	Cast On Stitches	Hat Height
Preemie	48	4.5"
Newborn	56	5"
6 months	64	6"
12 months	72	6.5"
Toddler	80	7"
Child/Adult S	92	7.5/8"
Adult M/L	100	8.5/9"

(What I use for charity knitting!)

Continued...

Recipe:

- Cast on the desired number of stitches and work 1 x 1 or 2 x 2 ribbing for desired width. (These hats are 10 row ribbing.)
- Knit for a few rows to create a bit of space above the ribbing before the pattern starts. (These hats are 2-3 rows)
- Work a Pattern Choice below or use your own!
- Knit until approximately .5"-1" below desired hat height. Begin the quickie decreases:
 - Decrease Row 1: *K1, K2tog* repeat all around
 - Decrease Row 2: *K2tog* repeat all around
 - Decrease Row 3: *K2tog* repeat all around
- Thread tapestry needle, catch remaining stitches and pull tightly. Secure and weave in all ends.




Pattern Choice #1

- Row 1: Alternate main color and contrast color
- Row 2: Main color
- Row 3: Alternate *contrast* color and *main* color
- Row 4: Main color
- Row 5: Alternate main color and contrast color



Pattern Choice #2

- Row 1: Contrast color
- Row 2: Main color
- Row 3: Alternate main color and contrast color
- Row 4: Main color
- Row 5: Contrast color



Pattern Choice #3

- Row 1: Contrast color
- Row 2: Alternate main color and contrast color
- Row 3: Contrast color



Sheepishly Sharing...